


Miniature Aluminum Electrolytic Capacitors

SS [For Super Miniature]

105°C Single-Ended Lead Aluminum Electrolytic Capacitors



DESCRIPTION

This type is designed to meet the demands of equipments with greatly reduced size and thickness, such as: portable micro computers, disk drivers, small calculators and audio equipment.

Applications : Portable Micro Computer; Disk Driver; Small Calculator and Audio

MULTIPLIER FOR RIPPLE CURRENT

Frequency Coefficient

FREQUENCY (Hz)	50	120	300	1K	10K
0.1~47μF	0.75	1.00	1.20	1.30	1.50
100~330μF	0.75	1.00	1.10	1.15	1.20

Temperature Coefficient

TEMPERATURE (°C)	65	85	105
FACTOR	1.70	1.30	1.00

ELECTRICAL CHARACTERISTICS

Operating Temperature Range : -40 ~ +105°C

Rated Voltage Range : 4 ~ 63V

Rated Capacitance Range : 0.1 ~ 470μF

Capacitance Tolerance : -20 ~ +20% at 120Hz, 20°C

DC Leakage Current (μA) : I = 0.01CV (μA) or 3μA whichever is greater.
(After Rated Voltage Applied for 2 Minutes)

Dissipation Factor

WV (V) :	4	6.3	10	16	25	35	50	63
D.F. (%) :	35	24	20	17	15	12	10	8

Endurance : After the rated voltage has been applied at 105°C for 1000 hours

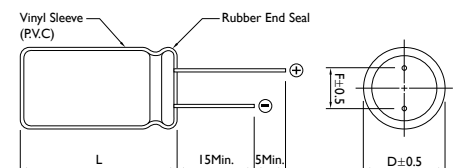
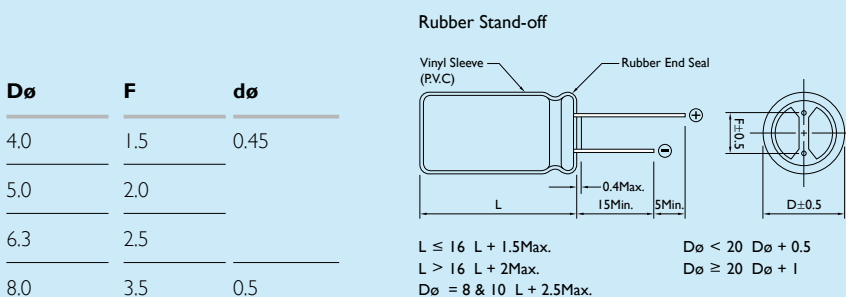
- (a) Capacitance Change : Within 20% of Initial Value
- (b) Dissipation Factor : 200% or Less of Initial Specified Value
- (c) Leakage Current : Initial Specified Value or Less

Shelf Life : After leaving capacitors under load at 105°C for 500 hours.

- (a) Capacitance Change : Within 20% of Initial Value
- (b) Dissipation Factor : 200% or Less of Initial Specified Value
- (c) Leakage Current : 200% or Less of Initial Specified Value

DIAGRAM OF DIMENSIONS

Dimensions: mm





CASE SIZE & PERMISSIBLE RIPPLE CURRENT OF STANDARD PRODUCTS

D x L: mm

CAP. (μF)	RATED VOLTAGE WV (SURGE VOLTAGE WV)															
	4 (5)		6.3 (8)		10 (13)		16 (20)		25 (32)		35 (44)		50 (63)		63 (79)	
	SIZE	RIPPLE	SIZE	RIPPLE	SIZE	RIPPLE	SIZE	RIPPLE	SIZE	RIPPLE	SIZE	RIPPLE	SIZE	RIPPLE	SIZE	RIPPLE
0.10													4 x 7	1	4 x 7	1
0.22													4 x 7	2	4 x 7	2
0.33													4 x 7	3	4 x 7	4
0.47													4 x 7	5	4 x 7	6
0.68													4 x 7	6		
1.0								4 x 7	10				4 x 7	10	4 x 7	13
2.2							4 x 7	7					4 x 7	19	4 x 7	21
3.3							4 x 7	13					4 x 7	24	4 x 7	26
4.7							4 x 7	19	4 x 7	24	4 x 7	24	4 x 7	29	4 x 7	26
										5 x 7	24	5 x 7	31	6.3 x 7	33	
10					4 x 7	22	4 x 7	29	4 x 7	33	4 x 7	34	4 x 7	37	5 x 7	42
									5 x 7	35	5 x 7	36	5 x 7	45	6.3 x 7	50
									6.3 x 7	35			6.3 x 7	45		
22			4 x 7	37	4 x 7	31	4 x 7	36	4 x 7	43	5 x 7	48	6.3 x 7	65		
					5 x 7	38	5 x 7	44	5 x 7	51	6.3 x 7	57				
									6.3 x 7	53						
33	4 x 7	30	5 x 7	42	4 x 7	39	4 x 7	50	5 x 7	55	6.3 x 7	70	6.3 x 7	80		
					5 x 7	47	5 x 7	57	6.3 x 7	65						
47	4 x 7	35	4 x 7	46	4 x 7	50	5 x 7	75	5 x 7	67	6.3 x 7	81				
			5 x 7	55	5 x 7	60	6.3 x 7	77	6.3 x 7	79						
					6.3 x 7	60										
68							5 x 7	84								
100	5 x 7	55	5 x 7	75	5 x 7	85	5 x 7	94	6.3 x 7	120						
			6.3 x 7	90	6.3 x 7	100	6.3 x 7	110	8 x 7	120						
150							6.3 x 7	120								
220	6.3 x 7	95	6.3 x 7	130	6.3 x 7	135	6.3 x 7	110								
							8 x 7	140								
							8 x 9	140								
330			8 x 7	140			8 x 9	155								
470			8 x 7	130												
			8 x 9	150	8 x 9	165	8 x 9	170								

Note: I_r Ripple Current: (mA/rms) 105°C, 120Hz