


Metal Film Resistors

Power Flame-proof Type

Normal Style [FMP Series]



GENERAL PURPOSE

Power Rating : 1/2W, 1W, 2W, 3W

Resistance Tolerance : $\pm 1\%$, $\pm 5\%$

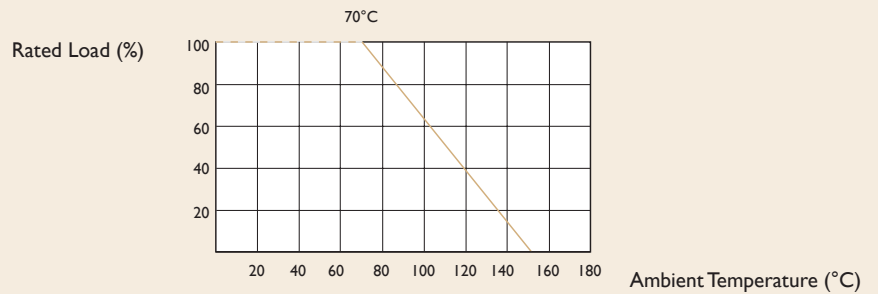
High thermal conductivity and specific gravity rods

FlameProof Silicone Coating : UL94V-0

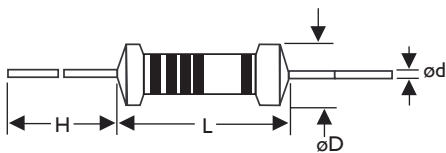
Pink body color

POWER DERATING CURVE

For resistors operated in ambient temperatures above 70°C , power rating must be derated in accordance with the curve below.



DIMENSIONS



Unit : mm

STYLE	L	øD	H	ød
FMP-50	3.4±0.3	1.9±0.2	28±2.0	0.5±0.05
FMP100	6.3±0.5	2.4±0.2	28±2.0	0.6±0.05
FMP200	9.0±0.5	3.9±0.3	26±2.0	0.8±0.05
FMP300	15.5±1.0	5.0±0.5	33±2.0	0.8±0.05



Note :

ELECTRICAL CHARACTERISTICS

STYLE	TEST METHOD	FMP-50	FMP100	FMP200	FMP300
Power Rating at 70°C		1/2W	1W	2W	3W
Maximum Working Voltage		200V	350V	500V	750V
Maximum Overload Voltage		400V	600V	700V	1000V
Dielectric Withstanding Voltage	JIS-C-5202 5.7 in V-Block for 60 Seconds	300V	500V	500V	750V
Temperature Coefficient	JIS-C-5202 5.2 Room Temp. Add 100°C	±100ppm/°C			
Short Time Overload	JIS-C-5202 5.5 2.5 Times RCWV for 5 Sec.	±2.0%+0.05Ω			
Insulation Resistance	JIS-C-5202 5.6 in V-Block	>1,000MΩ			
Pulse Overload	JIS-C-5202 5.8 4 Times RCWV 10,000 Cycles (1 Sec. on , 25 Sec. off)	±1.0%+0.05Ω			
Operating Temp. Range		-55°C to + 155°C			
Value Rang ±1%		10Ω To 1MΩ for E24 or E96 Series			
Value Range ±5%		1Ω To 1MΩ for E24 Series			

* Resistance range for standard resistance, below or over this resistance on request.

ENVIRONMENTAL CHARACTERISTICS

PERFORMANCE TEST	TEST METHOD	APPRAISE
Terminal Strength	JIS-C-5202 6.1 Direct load for 10 Sec. in the Direction of the Terminal Leads	≥2.5kg (24.5N)
Resistance to Soldering Heat	JIS-C-5202 6.4 350°C ± 10°C for 3 ± 0.5 Seconds	±0.25%+0.05Ω
Solderability	JIS-C-5202 6.5 235°C ± 5°C for 5 ± 0.5 Seconds	95% Min. Coverage
Resistance to Solvent	JIS-C-5202 6.9 IPA for 1 Min. with Ultrasonic	No Deterioration of Coatings and Markings
Temperature Cycling	JIS-C-5202 7.4 -55°C→Room Temp.→+155°C→Room Temp. for 5 Cycles	±1.0%+0.05Ω
Humidity	JIS-C-5202 7.5 40±2°C, 90~95% RH for 1,000 Hrs.	±1.0%+0.05Ω
Load Life in Humidity	JIS-C-5202 7.9 40±2°C, 90~95% RH at RCWV for 1,000 Hrs. (1.5 Hrs. on , 0.5 Hrs. off)	±2.0%+0.05Ω
Load Life	JIS-C-5202 7.10 70°C at RCWV for 1,000 Hrs. (1.5 Hrs. on, 0.5 Hrs. off)	±2.0%+0.05Ω
Overload Flame Retardant	JIS-C-5202 7.12 4 Times RCWV for 1 minute	No evidence of flaming or arcing

* Rated Continuous Working Voltage (RCWV)=√ Power Rating x Resistance Value